

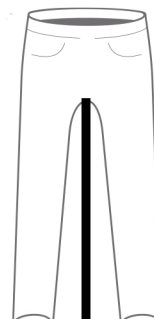
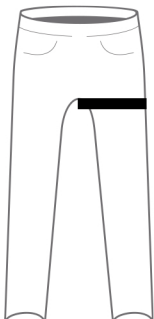
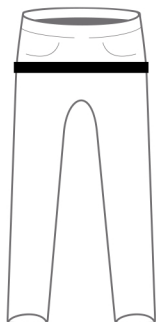
SARTORIAL TROUSERS SIZE CHART

| SIZE | A | B | C | D | E |
|------|---------------------|-------------------|---------------------|-----------------|------------|
| | WAIST CIRCUMFERENCE | HIP CIRCUMFERENCE | THIGH CIRCUMFERENCE | CUFF PREFERENCE | INSIDE LEG |
| 44 | 40 cm | 47 cm | 56 cm | 17 cm | 92 cm |
| 46 | 42 cm | 49 cm | 58 cm | 17,3 cm | 92,5 cm |
| 48 | 44 cm | 51 cm | 60 cm | 17,5 cm | 93 cm |
| 50 | 46 cm | 53 cm | 62 cm | 17,9 cm | 92 cm |
| 52 | 48 cm | 55 cm | 64 cm | 18,2 cm | 94 cm |
| 54 | 50 cm | 57 cm | 66 cm | 18,5 cm | 94,5 cm |
| 56 | 52 cm | 59 cm | 68 cm | 18,8 cm | 94,5 cm |
| 58 | 54 cm | 61 cm | 70 cm | 19,1 cm | 95,5 cm |
| 60 | 56 cm | 63 cm | 72 cm | 19,4 cm | 96 cm |

B Wrap the tape measure around your hips, at the widest point of your buttocks, usually slightly above the crotch line, keeping the tape measure horizontal.

C Wrap the tape measure around your thigh just below your crotch and submit the largest value of the two. Make sure to keep the tape measure horizontal.

E Take off your shoes and stand with your legs slightly wide apart. Measure from the highest centre point of the thigh (below the crotch line) to the floor, following the natural shape of the inside leg. Pull the tape just taut enough.



The garment model, style, fabric, and treatment may affect the way it fits. If the fit differs from the standard, this will be stated on the product page.